



BHP CAD Build v8.4 for Microstation v8i  
Standalone Installation

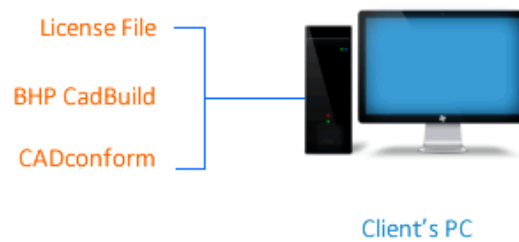
Installation Guide

by Corporate Montage

## Standalone Installation

**REQUIREMENT:** Recommended version is Microstation v8i Select Series 4 and above

**Installation Method:** Standalone installation. BHP CAD Build, CADconform, and Licence file to be installed into a computer



### BHP CAD Build Installation

1. Run the BHP CAD Build v8.4 installer, and Click next on the Welcome window.
2. Accept the Licence Agreement, click **Next**
3. Select your Microstation/Bentley platform, click **Next**
4. By default, the recommended local install path is "**C:\BHP CAD Build v8.4**". click **Next**
5. Click **Install**. The installation begins.
6. Click **Finish**.

You do not need to install the CADconform separately as this installer includes the required version of CADconform.

### Installing the Licence file

If an existing CADconform licence file is found in "C:\BHP CAD Build v8.x\BHP Shared Resources\CADconform\Licence" the install process will automatically copy the existing licence file into the new workspace.

If no existing licence file is found you will need to copy the licence file into the location below:

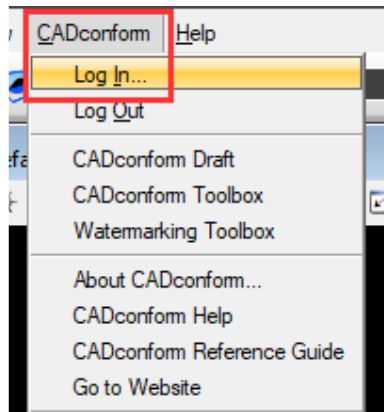
"C:\BHP CAD Build v8.4\BHPIO Shared Resources\CADconform\Licence"

## Opening the BHP CAD Build

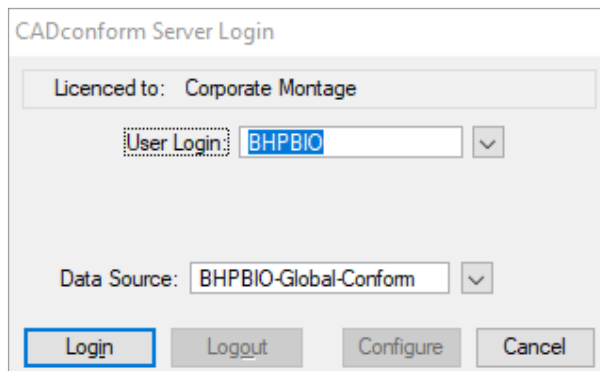
For the first time use, go to your desktop and find a folder called “BHPIO CAD Build v8.4”

There are discipline specific workspace shortcuts in this folder. Double click to start the desired workspace, and open any drawing.

If you have not been automatically logged in when you start Microstation, click CADconform>Login to log into CADconform.



The default user with no password is named “BHPBIO”. The administrator login is **admin\admin**. Click **Login** button to login.



## Contacting BHP

For any queries concerning this document, please contact:

### Asset GTS Engineering Standards

Email: [spo@bhp.com](mailto:spo@bhp.com)



© Copyright 2022 Corporate Montage Pty Ltd

CONFIDENTIAL:

The information contained herein is confidential and proprietary to Corporate Montage Pty Ltd. It may not be disclosed or transferred, directly or indirectly, to any third party without the explicit written permission of Corporate Montage Pty Ltd

All rights reserved. No part of this document may be reproduced, stored in a retrieval system, translated, or transmitted in any form or by any means, electronic, mechanical, photocopying, recording, or otherwise, without prior written permission of Corporate Montage Pty Ltd

Level 2 Mint House 326 Hay Street Perth 6000 Western Australia